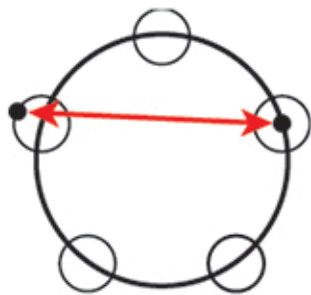


Measurement Guide for determining the correct wheel for your application.

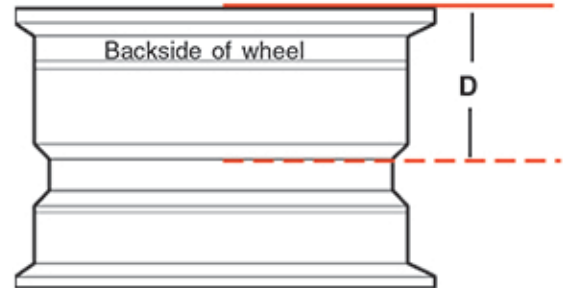
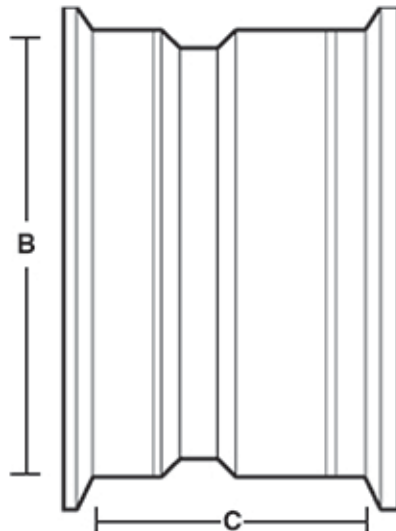
Please start by measuring your current wheel that fits on your car. We will use those measurements to furnish you with a proper fitting wheel.



- (A)** Begin by measuring your **bolt pattern**. Note how you measure from the center of one hole to the outside or furthest edge of the hole diagonally across from it. The measurement is: _____"

- (B)** Measure your **rim diameter**. This is the distance from the point where your tire bead sets, not the outer lip or edge. The **rim diameter** is: _____"

- (C)** Measure your **rim width**. This is the distance between the inside of the front lip of the wheel to the inside of the back or inner lip of the wheel. The **rim width** is: _____"



Side view of wheel with back side up. Lay your wheel down to measure. Measure with a straight edge across the back lip of the wheel.

- (D)** Measure the **back spacing** of the wheel. Lay a straight edge across the BACK lip of your wheel. Measure down from the straight edge with a ruler or measuring tape, **inside** the wheel, to the hub plate (the part of the wheel that goes against your brake drum and the studs travel through). The depth from the straight edge to the hub plate is the back spacing. **Backspacing:** _____"

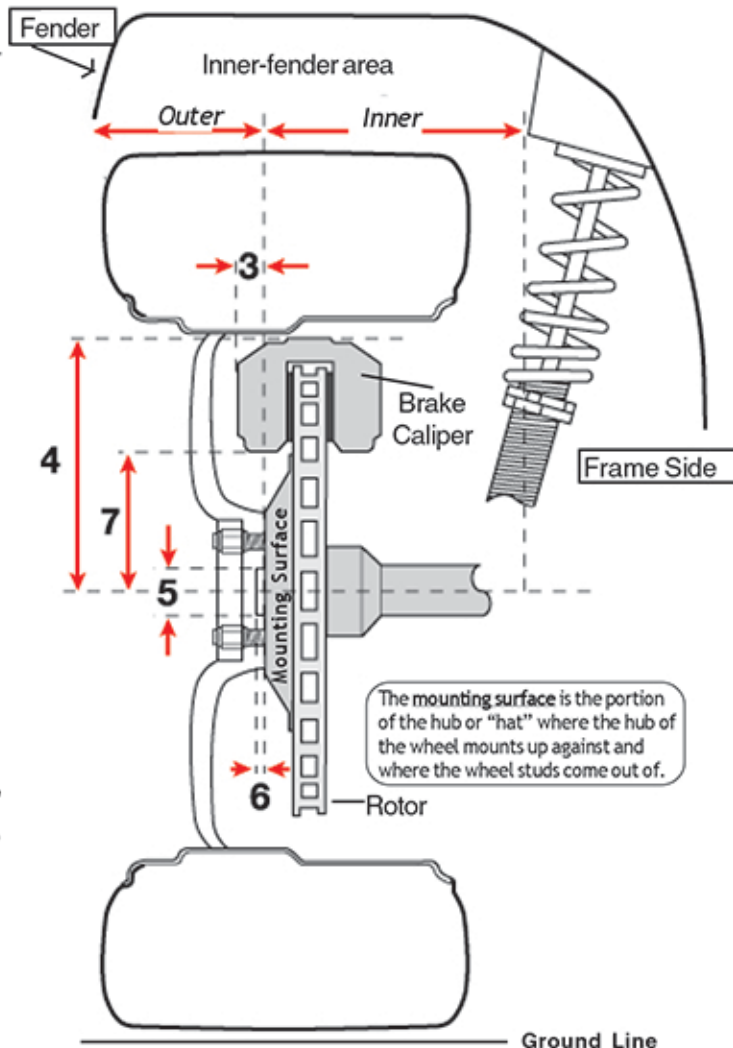
(E) Measured Dimensions

All measurements should be taken with your suspension **at its normal ride height**. Jack vehicle up on level ground and support vehicle with jack stands. Compress suspension to ride height while measuring. Use a rigid straight edge at least 30" long for best results.

- 1 Front Wheels:** Outer: _____ Inner: _____
Measure from mounting surface to first obstruction on front (fender) side and then on rear (frame) side.
- 2 Rear Wheels:** Outer: _____ Inner: _____
Measure from mounting surface to first obstruction on front (fender) side and then on rear (frame) side.
- 3 Disc Brake Caliper Clearance:** Front _____" Back _____"
Protrusion of caliper past mounting surface. Does not apply to drum brakes.
- 4 Disc Brake Caliper Height:** Front _____" Back _____"
Measure center to top of caliper. Does not apply to drum brakes.
- 5 Hub Diameter:** Front: _____ Rear: _____
- 6 Hub Height:** Front: _____ Rear: _____
- 7 Hub Clearance:** Front: _____ Rear: _____



- 8 Center hole opening:** _____"
- 9 Stud hole size:** _____"



Name: _____

Telephone/Email: _____

Desired wheel size: Front _____ Rear _____

Please fax this measurement guide back to us at: 760-723-1274. Thank you!
Motorspot, Inc. Phone: 760-731-8301 - email: sales@motorspot.com

